

# Inter-Club Finals

## 21st Anniversary Event

### Supported By The



Environment  
Agency



**September 10th & 11th 2005**

Cardington



**RESULTS**

"Canoeing and Kayaking are "Assumed risk" – "Water contact sports" that may carry attendant risks. Participants should be aware of and accept these risks, and be responsible for their own action and involvement".

**Canoe Slalom an Olympic discipline**

I was so taken back when Stafford & Stone presented me with the beautiful engraved brandy goblet I forgot to give the proper "thank yous" at prize giving.

A very big thank you to the Environment Agency for supporting the event. I would also like to thank Peter Denton and his Start & Finish Team, Bill & Mick Simpson, John & Amy Raddings, Tony & Myrna Arrowsmith, Dave & Irene Osborne, Anne & Andy Hounslow, Ken & Sue Trollope, Mike Carter, John Gibbs, Mavis Heaume, Chris Wilde, Viking Kayak Club, Ray Burliegh (*the local farmer*) and the Priory Park Rangers. Thank you to Helen Reeves for presenting the prizes

A special thanks to Catharine Croft & Silver for looking after and maintaining the toilets during the event and to Catharine for washing and repairing the bibs afterwards.

Also thanks to the 1<sup>st</sup> Luton Sea Scouts for their car park duties, the members of Munchies Catering Team, the Viking Bar Staff, all Team Managers and their teams in particular the clean way the camping areas were left.

Congratulations to the 11 who passed their Gate Judge Exam and thank you to Ian Carlisle & Jenny Walker for running the Exam.

Hope to see you next year

Jim Croft Organiser September 2005

Club Results		Points	
1	Stafford & Stone Arrowcraft	77	Nomad Cup
2	Matlock C C	86	
3	Reading Slalom Elite	112	
4	Kingston K C	113	
5	Stafford & Stone Festival	113	
6	Shepperton S C C (A)	115	
7	Llandysul Paddlers (A)	131	
8	Manchester C C	144	
9	Salisbury C C (A)	158	
10	Viking K C	166	Farriers Shield
11	Mold Trainers	169	Cardington Shield
12	St Albans & Hertsmere	179	
13	Llandysul Paddlers (B)	201	
14	Peterborough	210	
15	Rugby C C	214	
16	Shepperton C C (B)	221	
17	Addlestone C C	232	Slalom Sports Shield
18	Salisbury C C (B)	264	
19	Cheltenham C C	267	Wave Sports Shield
20	Essex Slalom Squad	278	
21	Selkirk C C	286	Tom Wells Shield
22	Windsor & District C C	322	

1<sup>st</sup>, 2<sup>nd</sup>, & 3<sup>rd</sup> Plus all the Trophy winners received Coaching Grants

Joseph Coombs won the Peter Hanover Trophy

Stafford and Stone, Mold Trainers, Viking K C, Addlestone C C, Cheltenham C C and Selkirk C C, will be invited to take part in the 2006 event. I hope all the clubs that took part this year will also attend again for the 22<sup>nd</sup> event, September 9<sup>th</sup> & 10<sup>th</sup> 2006 (Subject to Calendar approval)

Results for 21st Inter Clubs Championships Canoe Slalom Saturday 10/09/05

Slalom Results for Mens 2/3/V Teams at 21st Inter Clubs Championships

Pos	Bib	Competitor	Age Club	First		Second		Best Total	Pnts
				Pens	Time	Pens	Time		
1	11	Hawkins/Martin/Briggs	Snr Matlock C.C.	6	119.91	2	115.19	117.19	1
2	14	Winters/Daniels/Hayes	Snr Reading Slalom Elite	10	117.43	4	114.23	118.23	2
3	5	Rushton/Leahy/Hudson	Snr Addlestone C.C.	2	116.88	6	114.05	118.88	3
4	8	Berriman/McTighe/Rawding	Snr Kingston K.C.	18	120.38	4	118.23	122.23	4
5	21	Bain/Joyce/Gooding	Snr Stafford/Stone Arrow	4	132.84	6	134.84	136.84	5
6	4	Wilson/Johnson/Neave	Snr Staff/Stone Festiva	6	138.23	2	140.04	142.04	6
7	13	Swift/Oldham/Oram	Snr Peterborough	10	140.62	10	138.51	148.51	7
8	22	Silvester/Reynolds/Annetts	Snr Viking Kayak Club	18	152.11	6	148.32	154.32	8
9	12	McConnachie/Abbott/Abbott	Snr Mold Trainers	10	148.20	12	153.07	158.20	9
10	10	Davies/Raper/Bradshaw	Snr Manchester C.C.	24	147.65	16	145.50	161.50	10
11	18	Ansell/Smith/Haigh	Snr Shepperton S C C (A)	12	149.62	10	153.90	161.62	11
12	9	Taylor/Fairhurst/Midgley	Snr Llandysul Paddlers A	58	145.90	18	148.26	166.26	12
13	7	Sutcliffe/Batchelor/Bushnell	Snr Essex Slalom Squad	68	154.55	28	141.02	169.02	13
14	6	Williams/Fletcher/Maulin	Snr Cheltenham C C	26	171.46	6	163.50	169.50	14
15	17	Riddell/MacPherson/Dickie	Snr Selkirk C.C.	10	184.93	14	164.65	178.65	15
16	1	Davies/Taylor/Davies	Snr Llandysul Paddlers B	18	181.83	12	174.07	186.07	16
17	16	Ambrose/Tattersall/Thornton	Snr Salisbury C C (A)	64	127.20	112	150.65	191.20	17
18	20	Felthem/Lille/Meakins	Snr St Albans & Hertsmer	106	130.96	62	132.58	194.58	18
19	3	Lindesay/Franklin/Lindesay	Snr Shepperton S C C (B)	14	191.29	16	191.80	205.29	19
20	2	Creese/Creese/Coombs	Snr Salisbury C C (B)	18	196.42	14	194.61	208.61	20
21	15	Eadon/Hooley/Woods	Snr Rugby C.C.	64	227.77	16	301.14	291.77	21
22	23	Harwood/Faulkner/Nixon	Snr Windsor & Dist C.C.	DNF-CAP		476	254.18	730.18	22

Slalom Results for Ladies Teams at 21st Inter Clubs Championships

Pos	Bib	Competitor	Age Club	First		Second		Best Total	Pnts
				Pens	Time	Pens	Time		
1	14	Winters/Hubert/Battison	Snr Reading Slalom Elite	12	147.54	6	139.87	145.87	1
2	9	Rowlands/Davies/Cammack	Snr Llandysul Paddlers A	12	139.08	14	143.36	151.08	2
3	20	Meakins/Cook/Brain	Snr St Albans & Hertsmer	16	233.44	10	147.44	157.44	3
4	1	Farrow/Robbins/Greenslade	Snr Llandysul Paddlers B	18	160.49	20	164.71	178.49	4
5	11	Bright/Hawkins/Hawkins	Snr Matlock C.C.	10	176.78	12	174.70	186.70	5
6	10	Bradshaw/Seeley/Hay	Snr Manchester C.C.	68	188.29	16	170.80	186.80	6
7	12	Aldridge/Cohen/Matthews	Snr Mold Trainers	10	178.49	8	179.75	187.75	7
8	22	Martin/Banfield/Johns	Snr Viking Kayak Club	74	175.01	22	168.03	190.03	8
9	8	Burgess/Johnson/Medina	Snr Kingston K.C.	DNF-CAP		4	186.49	190.49	9
10	15	Woods/Foster/Wells	Snr Rugby C.C.	10	180.52	20	189.87	190.52	10
11	6	Tring/Clarke/Williams	Snr Cheltenham C C	66	166.60	22	169.37	191.37	11
12	4	Bailey/Royle/TBA	Snr Staff/Stone Festiva	62	172.16	12	187.26	199.26	12
13	13	Kent/Holmshaw/Brown	Snr Peterborough	24	214.37	74	205.54	238.37	13
14	16	Caesar/Coombs/Turner	Snr Salisbury C C (A)	30	218.07	122	221.20	248.07	14
15	21	Neave/Wilson/Williamson	Snr Stafford/Stone Arrow	58	218.16	DNF-CAP		276.16	15
16	5	Fowler/Taylor/Alder	Snr Addlestone C.C.	266	186.19	220	216.47	436.47	16
17	18	Reeves/Green/Parker	Snr Shepperton S C C (A)	DNF-CAP		808	133.81	941.81	17
18	3	Green/Green/Franklin	Snr Shepperton S C C (B)	868	207.24	DNF-CAP		1075.24	18
19	2	Clapham/Turner/Goratschow	Snr Salisbury C C (B)	DNF-CAP		DNF-CAP			--
20	17	Dickie/Grieve/ANO	Snr Selkirk C.C.	DNF-RET		DNF-RET			--


Slalom Results for Canadian Teams at 21st Inter Clubs Championships

Pos	Bib	Competitor	Age Club	First		Second		Best Total	Pnts
				Pens	Time	Pens	Time		
1	21	Pitt/Burgess/J & A Roden	Snr Stafford/Stone Arrow	8	110.29	10	109.02	118.29	1
2	18	Crossland/Rendall/Walling -Walling	Snr Shepperton S C C (A)	2	120.62	8	122.58	122.62	2
3	10	Wells/Newman/Hesford - Carlisle	Snr Manchester C.C.	10	128.24	10	121.55	131.55	3
4	8	Rawding/Hamilton/Davies - Rudkin	Snr Kingston K.C.	16	122.77	12	123.12	135.12	4
5	9	Turner/Warren/Darwell-Cox	Snr Llandysul Paddlers A	12	123.18	18	124.00	135.18	5
6	4	Royle/Clarke/Kimberley-Downes	Snr Staff/Stone Festiva	6	132.98	10	129.57	138.98	6
7	11	Goddard/Smallman/Pearson - Bright	Snr Matlock C.C.	12	135.12	12	135.21	147.12	7
8	14	Hubert/Warby/Masters - Moore	Snr Reading Slalom Elite	8	139.36	8	140.32	147.36	8
9	12	Davies/Chynoweth/M & G Tatchell	Snr Mold Trainers	18	146.00	2	148.14	150.14	9
10	13	Chamberlain/Nelson/Woodgate - Cowan	Snr Peterborough	12	152.47	12	151.18	163.18	10

14/09/2005

Prepared by Jim and Catharine Croft

Supported by The Environment Agency





Pos	Bib	Competitor	Age Club	First		Second		Best	
				Pens	Time	Pens	Time	Total	Pnts
11	15	Foster/Richardson/James-Woods	Snr Rugby C.C.	0	167.69	4	164.26	167.69	11
12	16	Rolfe/Frampton/Clapham - Brooks	Snr Salisbury C C (A)	14	164.64	4	167.04	171.04	12
13	22	Bourne/Moulding/A & D Buckingham	Snr Viking Kayak Club	26	164.93	12	166.00	178.00	13
14	3	Maloney/Franklin/Lindasay-Hayes	Snr Shepperton S C C (B)	20	183.57	14	178.83	192.83	14
15	5	Hudson/Harris/Spurrell - Hudson	Snr Addlestone C.C.	20	200.53	72	204.63	220.53	NR
16	2	Spencer/Creese/Creese - Labouchere	Snr Salisbury C C (B)	28	213.24	20	208.51	228.51	15
17	6	Ellis/Longhurst/Williams-Clark	Snr Cheltenham C C		DNF-CAP	68	208.30	276.30	16
18	1	Johnson/Farrow/Davies-Simm	Snr Llandysul Paddlers B		DNF-CAP	70	212.58	282.58	17
19	20	Feltham/Feltham/Billinger - Cresser	Snr St Albans & Hertsmer		DNF-CAP	122	255.49	377.49	18
20	17	Bouglass/McCraw/Grieve - McPherson	Snr Selkirk C.C.		DNF-CAP		DNF-CAP		--

Slalom Results for Division 1 K1 Men at 21st Inter Clubs Championships

Pos	Bib	Competitor	Age Club	First		Second		Best	
				Pens	Time	Pens	Time	Total	Pnts
1	22	Andy Moore	Snr Stafford/Stone Arrow	0	87.81	0	87.04	87.04	1
2	12	Mark Lawday	Snr Reading Slalom Elite	50	96.84	0	91.41	91.41	2
3	23	Warren Pettit	Snr Peterborough	2	92.79	4	92.20	94.79	3
4	21	Tom Brady	J16 Staff/Stone Festiva	2	93.31	0	94.96	94.96	4
5	19	Zachary Franklin	J14 Shepperton S C C (B)	2	94.51	0	95.23	95.23	5
6	7	Mike Dodson	Snr Viking Kayak Club	4	97.54	2	94.29	96.29	6
7	13	Andy Rendall	J14 Shepperton S C C (A)	6	92.32	6	93.13	98.32	7
8	6	Matt Blue	J12 Llandysul Paddlers B	2	100.29	2	97.00	99.00	8
9	20	Andrew Mosley	Snr Salisbury C C (A)	0	100.23	4	95.73	99.73	9
10	16	Josh Howcroft	Snr Manchester C.C.	8	93.79	4	96.24	100.24	10
11	10	David Knibb	Snr Kingston K.C.	4	97.10	8	97.40	101.10	11
12	11	Peter Webb	Snr St Albans & Hertsmer	6	99.85	2	99.16	101.16	12
13	17	James Tonks	Snr Matlock C.C.	0	101.37	0	101.85	101.37	13
14	15	Nick Elmitt	J14 Mold Trainers	6	104.08	0	105.12	105.12	14
15	14	Tom Brooks	Snr Salisbury C C (B)	6	105.05	2	103.44	105.44	15
16	8	Steffan Walker	J14 Llandysul Paddlers A	2	105.39	2	110.59	107.39	16
17	9	Jamies Grieve	J16 Selkirk C.C.	8	135.50	6	136.71	142.71	17
18	4	Noreen Bishop	DV Cheltenham C C	54	145.87	4	145.89	149.89	18
19	5	Neil Saville	Snr Essex Slalom Squad	116	165.61	10	155.72	165.72	19
20	18	Paul Holloway	DV Rugby C.C.	160	172.57	214	205.24	332.57	20
21	3	Jessica Spurrell	Snr Addlestone C.C.		DNF-CAP	218	188.95	406.95	21

Slalom Results for Premier Men (B) at 21st Inter Clubs Championships

Pos	Bib	Competitor	Age Club	First		Second		Best	
				Pens	Time	Pens	Time	Total	Pnts
1	46	Greg Hitchen	Snr Matlock C.C.	4	79.70	0	79.26	79.26	1
2	47	Robin Vasey	Snr Stafford/Stone Arrow	0	81.58	4	81.21	81.58	2
3	44	Alex Burt	Snr St Albans & Hertsmer	0	82.34	4	82.03	82.34	3
4	45	Craig Morris	Snr Staff/Stone Festiva	2	83.65	2	80.67	82.67	4
5	41	Tom Power	Snr Llandysul Paddlers A	0	87.28	0	88.22	87.28	5
6	43	Harry Mugford	J18 Shepperton S C C (A)	2	86.86	4	86.68	88.86	6
7	40	Toby Jones	J16 Mold Trainers	2	86.97	2	88.40	88.97	7
8	42	Michael Wells	J18 Rugby C.C.	8	89.60	4	89.39	93.39	8
9	37	Andy Norman	Snr Salisbury C C (A)	0	95.44	4	94.83	95.44	9
10	35	Phillip Simpson	Snr Viking Kayak Club	2	99.14	2	94.04	96.04	10
11	26	Rob Harris	Snr Windsor & Dist C.C.	0	101.87	2	109.73	101.87	11
12	30	Ashlee Dack	Snr Manchester C.C.	4	98.18	4	99.25	102.18	12
13	33	Stephanie Smith	J18 Shepperton S C C (B)	0	106.07	0	102.29	102.29	13
14	39	Gareth Farrow	J12 Llandysul Paddlers B	6	100.05	4	98.42	102.42	14
15	38	Mark Jones	Snr Kingston K.C.	0	104.44	6	102.09	104.44	15
16	34	Ian Caesar	DV Salisbury C C (B)	6	105.65	2	105.25	107.25	16
17	27	Kevin Hudson	Snr Addlestone C.C.	0	120.39	0	116.50	116.50	17
18	36	Catherine Haynes	J14 Reading Slalom Elite	2	118.87	2	135.97	120.87	18
19	29	Jeff Doggett	DV Peterborough	12	129.19	54	139.74	141.19	19
20	32	John Wiltshire	J12 Cheltenham C C	4	161.53	6	154.26	160.26	20
21	28	Aaron McPherson	Snr Selkirk C.C.	14	213.26	10	170.31	180.31	21

Slalom Results for Premier Men (A) at 21st Inter Clubs Championships

Pos	Bib	Competitor	Age Club	First		Second		Best	
				Pens	Time	Pens	Time	Total	Pnts
1	69	Dafydd Paxton	Snr Llandysul Paddler A	4	85.11	0	79.11	79.11	1
2	62	Aynsley Buggy	Snr Reading Slalom Elite	54	83.56	0	79.13	79.13	2

14/09/2005 Prepared by Jim and Catharine Croft

Supported by The Environment Agency



Pos	Bib	Competitor	Age Club	First		Second		Best Total	Pnts
				Pens	Time	Pens	Time		
3	70	Etienne Stott	Snr Viking Kayak Club	0	80.45	0	79.48	79.48	3
4	71	Alan Cardy	Snr Kingston K.C.	0	79.83	2	78.82	79.83	4
5	68	Rob Neave	Snr Stafford/Stone Arrow	0	80.40	0	80.77	80.40	5
6	66	Nathan Stevenson	Snr Manchester C.C.	2	81.46	0	81.85	81.85	6
7	65	Tom Wakeling	Snr Mold Trainers	4	81.91	2	80.98	82.98	7
8	67	Andrew Hadfield	Snr Matlock C.C.	6	83.71	2	81.57	83.57	8
9	63	James Mugford	J18 Shepperton S.C.C.	0	85.40	0	84.40	84.40	9
10	59	Joseph Coombs	J14 Salisbury C C (A)	2	85.69	58	86.38	87.69	10
11	60	James Bailey	J16 Staff/Stone Festival	0	87.82	4	87.71	87.82	11
12	64	Nicky Cresser	Snr St Albans & Hertsmer	4	86.28	2	85.97	87.97	12
13	57	James Warren	Snr Shepperton S C C (B)	2	101.94	8	101.47	103.94	13
14	61	Victoria Richards	J18 Llandysul Paddlers B	10	103.10	6	101.63	107.63	14
15	53	Jeff Asplin	DV Rugby C.C.	2	106.19	4	106.17	108.19	15
16	56	Ruairaidh Riddell	J18 Selkirk C.C.	2	109.29	2	108.07	110.07	16
17	58	Nick Lewis	Snr Salisbury C C (B)	10	128.26	2	122.16	124.16	17
18	54	Paul Stapler	Snr Addlestone C.C.	114	169.84	6	146.07	152.07	18
19	55	Robert Chamberlain	J12 Peterborough	12	158.29	12	148.73	160.73	19
20	52	Catharine Heather	Snr Cheltenham C C	264	181.84	112	185.14	297.14	20

Results for 21st Inter Clubs Championships Canoe Slalom Sunday 11/09/05

Slalom Results for Division 3 K1 Men at 21st Inter Clubs Championships

Pos	Bib	Competitor	Age Club	First		Second		Best Total	Pnts
				Pens	Time	Pens	Time		
1	83	Jamie McTighe	Snr Kingston K.C.	2	105.27	0	98.86	98.86	1
2	93	Nick Smith	Snr Shepperton S C C (A)	0	100.39	2	96.96	98.96	2
3	80	Carl Leahy	Snr Addlestone C.C.	2	100.61	6	102.48	102.61	3
4	89	Tom Daniels	J18 Reading Slalom Elite	6	112.97	4	105.00	109.00	4
5	76	Jordain Davies	Snr Llandysul Paddlers B	2	118.37	4	110.37	114.37	5
6	86	Stephen Hawkins	J14 Matlock C.C.	2	113.74	4	111.35	115.35	6
7	95	Andrew Lille	J16 St Albans & Hertsmer	2	126.94	4	111.88	115.88	7
8	82	Daniel Batchelor	J16 Essex Slalom Squad	6	116.69	2	115.06	117.06	8
9	79	Michael Wilson	J12 Staff/Stone Festiva	8	131.42	0	121.75	121.75	9
10	88	Matthew Oldham	Snr Peterborough	2	120.29	8	140.35	122.29	10
11	91	Kevin Thornton	DV Salisbury C C (A)	6	121.23	10	116.28	126.28	11
12	97	Michael Reynolds	Snr Viking Kayak Club	2	126.89	2	126.89	128.89	12
13	85	Tom Raper	J12 Manchester C.C.	2	129.28	4	126.53	130.53	13
14	96	Ed Joyce	J16 Stafford/Stone Arrow	4	126.96	2	133.58	130.96	14
15	81	Tim Maulin	J12 Cheltenham C C	56	138.96	4	131.96	135.96	15
16	87	Mark Abbott	DV Mold Trainers	12	137.72	10	126.85	136.85	16
17	84	Rory Fairhurst	J12 Llandysul Paddlers A	8	135.87	2	140.06	142.06	17
18	92	Keiran Riddell	Snr Selkirk C.C.	4	158.79	6	162.44	162.79	18
19	78	Troy Franklin	J12 Shepperton S C C (B)	8	167.25	12	164.64	175.25	19
20	77	Jamie Creese	J12 Salisbury C C (B)			DNS	152.79	210.79	20
21	90	Frank Eadon	Snr Rugby C.C.	62	217.26	18	234.00	252.00	21
22	98	Tommy Faulkner	J12 Windsor & Dist C.C.	256	231.12		DNF-CAP	487.12	22


Slalom Results for Division 3 K1 Ladies at 21st Inter Clubs Championships

Pos	Bib	Competitor	Age Club	First		Second		Best Total	Pnts
				Pens	Time	Pens	Time		
1	114	Rohan Battison	J18 Reading Slalom Elite	0	118.76	2	122.75	118.76	1
2	105	Daisy Ford	Snr Addlestone C.C.	0	143.72	4	122.74	126.74	2
3	109	Rachel Cammack	J14 Llandysul Paddlers A	4	130.50	6	134.29	134.50	3
4	112	Suzanna Cohen	J12 Mold Trainers	8	140.82	2	141.47	143.47	4
5	101	Jennifer Robbins	J16 Llandysul Paddlers B	4	141.01	6	139.27	145.01	5
6	111	Donna Hawkins	Snr Matlock C.C.	6	151.94	2	151.83	153.83	6
7	108	Clare Medina	J14 Kingston K.C.	52	149.84	2	152.82	154.82	7
8	122	Dani Martin	Snr Viking Kayak Club	6	154.40	54	186.88	160.40	8
9	104	Jenny Gooding	Snr Staff/Stone Festiva	8	178.13	4	160.43	164.43	9
10	115	Kimberly Woods	J12 Rugby C.C.	6	183.58	6	165.97	171.97	10
11	120	Nicole Brain	J12 St Albans & Hertsmer	8	233.60	4	170.67	174.67	11
12	117	Joanne Grieve	J14 Selkirk C.C.	4	175.51	8	175.74	179.51	12
13	110	Gill Hay	Snr Manchester C.C.	4	178.46	6	176.03	182.03	13
14	113	Ellen Holmshaw	Snr Peterborough	12	181.50	54	167.63	193.50	14
15	123	Fran Faulkner	Snr Windsor & Dist C.C.	16	231.96	8	195.39	203.39	15
16	121	Julie Williamson	DV Stafford/Stone Arrow	4	205.98	8	203.29	209.98	16
17	106	Louise Tring	J16 Cheltenham C C	216	199.80	60	176.00	236.00	17

14/09/2005

Prepared by Jim and Catharine Croft

Supported by The Environment Agency



Pos	Bib	Competitor	Age Club	First		Second		Best		Pnts
				Pens	Time	Pens	Time	Total		
18	116	Amelia Turner	J12 Salisbury C C (A)	114	247.73	74	260.03	334.03		18
19	102	Anne Goratschow	Snr Salisbury C C (B)	316	209.15	164	371.31	525.15		19
20	118	Teresa Parker	Snr Shepperton S C C (A)	552	187.56		DNS	739.56		20

Slalom Results for Division 2 K1 Men at 21st Inter Clubs Championships

Pos	Bib	Competitor	Age Club	First		Second		Best		Pnts
				Pens	Time	Pens	Time	Total		
1	141	Michael Tattersall	Snr Salisbury C C (A)	0	95.36	6	111.86	95.36		1
2	136	Chris Martin	Snr Matlock C.C.	0	100.66	0	97.69	97.69		2
3	130	David Rushton	Snr Addlestone C.C.	2	97.72	2	100.54	99.72		3
4	145	Ed Feltham	J18 St Albans & Hertsmer	6	98.39	2	97.94	99.94		4
5	139	Peter Haynes	J18 Reading Slalom Elite	2	103.14	2	100.50	102.50		5
6	146	David Bain	J14 Stafford/Stone Arrow	0	105.41	4	106.44	105.41		6
7	140	Geoff Hooley	Snr Rugby C.C.	4	105.28	2	104.16	106.16		7
8	134	Jo Taylor	Snr Llandysul Paddlers A	8	102.13	10	96.41	106.41		8
9	133	Duncan Berriman	Snr Kingston K.C.	8	109.58	2	105.27	107.27		9
10	138	Rob Oram	DV Peterborough	0	119.78	0	109.35	109.35		10
11	127	Shane Creese	J18 Salisbury C C (B)	6	107.85	2	108.37	110.37		11
12	147	Jake Silvester	J14 Viking Kayak Club	4	110.28	6	104.64	110.64		12
13	135	Mark Davies	Snr Manchester C.C.	2	113.55	6	106.16	112.16		13
14	128	Forbes Lindesay	J14 Shepperton S C C (B)	2	115.56	2	111.64	113.64		14
15	137	Jonathan Abbott	J12 Mold Trainers	2	113.62	6	115.02	115.62		15
16	129	Sam Johnson	J14 Staff/Stone Festiva	0	120.20	4	113.82	117.82		16
17	143	Terence Ansell	J16 Shepperton S C C (A)	6	121.76	60	132.02	127.76		17
18	126	Daniel Johnson	J14 Llandysul Paddlers B	4	134.77		DNS	138.77		18
19	132	Dale Sutcliff	J16 Essex Slalom Squad	4	140.04	10	130.63	140.63		19
20	131	Tom Fletcher	J18 Cheltenham C C	10	155.79	4	138.96	142.96		20
21	142	Jim MacPhearson	DV Selkirk C.C.	0	152.16	2	145.71	147.71		21
22	148	Ben Harwood	Snr Windsor & Dist C.C.	10	194.62	6	150.48	156.48		22

Slalom Results for Division 2 K1 Ladies at 21st Inter Clubs Championships

Pos	Bib	Competitor	Age Club	First		Second		Best		Pnts
				Pens	Time	Pens	Time	Total		
1	171	Natalie Wilson	J14 Stafford/Stone Arrow	0	116.34	0	110.38	110.38		1
2	164	Esther Hubert	J18 Reading Slalom Elite	0	115.21	4	122.50	115.21		2
3	168	Jo Green	Snr Shepperton S C C (A)	8	116.84	2	113.71	115.71		3
4	172	Jenny Banfield	Snr Viking Kayak Club	2	115.35	0	121.61	117.35		4
5	154	Jasmine Royle	J12 Staff/Stone Festiva	4	117.61	4	115.35	119.35		5
6	159	Cathy Davies	J12 Llandysul Paddlers A	2	125.15	0	120.22	120.22		6
7	156	Danny Clarke	J16 Cheltenham C C	4	127.04	6	116.54	122.54		7
8	161	Clare Hawkins	J16 Matlock C.C.	6	123.03	2	121.92	123.92		8
9	165	Julie Foster	Snr Rugby C.C.	2	122.04	2	140.38	124.04		9
10	166	Susannah Coombs	J14 Salisbury C C (A)	4	126.08	0	126.27	126.27		10
11	170	Vicki Cook	Snr St Albans & Hertsmer	4	122.53		DNS	126.53		11
12	153	Annette Green	Snr Shepperton S C C (B)	0	135.75	2	125.95	127.95		12
13	152	Charlotte Turner	J16 Salisbury C C (B)	4	125.59	8	121.92	129.59		13
14	158	Danielle Johnson	J12 Kingston K.C.	2	135.45	0	130.71	130.71		14
15	160	Karen Seeley	Snr Manchester C.C.	2	132.20	6	124.97	130.97		15
16	151	Josie Greenslade	J16 Llandysul Paddlers B	8	133.78	10	129.25	139.25		16
17	162	Emma Aldridge	DV Mold Trainers	8	151.92	56	161.12	159.92		17
18	163	Ann Brown	Snr Peterborough	8	198.20	2	179.97	181.97		18
19	155	Jo Fowler	Snr Addlestone C.C.	54	194.73	54	164.71	218.71		19


Slalom Results for Division 2/4 C1 at 21st Inter Clubs Championships

Pos	Bib	Competitor	Age Club	First		Second		Best		Pnts
				Pens	Time	Pens	Time	Total		
1	196	Adam Burgess	J14 Stafford/Stone Arrow	0	104.44	2	105.86	104.44		1
2	193	Jamie Rendall	Snr Shepperton S C C (A)	2	111.98	0	105.30	105.30		2
3	176	David Warren	J16 Llandysul Paddlers B	2	103.97		DNS	105.97		3
4	185	Tony Newman	Snr Manchester C.C.	2	106.22	0	108.95	108.22		4
5	179	Joe Clarke	J14 Staff/Stone Festiva	0	112.85	2	108.20	110.20		5
6	197	Austin Moulding	J18 Viking Kayak Club	0	112.75	2	115.81	112.75		6
7	183	James Hamilton	J16 Kingston K.C.	4	113.75	0	113.10	113.10		7
8	186	Joe Smallman	J18 Matlock C.C.	2	112.74	6	111.21	114.74		8
9	188	Glen Nelson	DV Peterborough	2	120.98	0	128.26	122.98		9
10	191	Catherine Rolfe	J18 Salisbury C C (A)	0	135.79	0	123.95	123.95		10

14/09/2005

Prepared by Jim and Catharine Croft

Supported by The Environment Agency





Pos	Bib	Competitor	Age Club	First		Second		Best	
				Pens	Time	Pens	Time	Total	Pnts
11	187	Rhys Davies	J14 Mold Trainers	4	121.07	8	117.48	125.07	11
12	178	Mallory Franklin	J12 Shepperton S C C (B)	2	130.56	8	120.47	128.47	12
13	180	Robin Harris	Snr Addlestone C.C.	2	130.11	0	138.31	132.11	NR
14	182	Matt Birtles	Snr Essex Slalom Squad	4	131.48	0	133.28	133.28	13
15	189	Andrew Warby	J14 Reading Slalom Elite	8	132.93	6	131.84	137.84	14
16	195	Ed Feltham	J18 St Albans & Hertsmer	6	164.70	0	142.88	142.88	15
17	184	Daniel Johnson	J14 Llandysul Paddlers A	8	175.76	14	134.36	148.36	16
18	190	Julie Foster	Snr Rugby C.C.	2	147.08	0	151.55	149.08	17
19	181	Richard Longhurst	Snr Cheltenham C C	6	171.11	2	160.51	162.51	18
20	177	Danyel Creese	J16 Salisbury C C (B)	10	156.67	4	169.73	166.67	19
21	192	Adam Bouglass	Snr Selkirk C.C.	152	284.08	60	269.92	329.92	20

Slalom Results for Veterans Event at 21st Inter Clubs Championships

Pos	Bib	Competitor	Age Club	First		Second		Best	
				Pens	Time	Pens	Time	Total	Pnts
1	211	Steve Briggs	DV Matlock C.C.	2	87.83	0	86.22	86.22	1
2	221	Phil Gooding	DV Stafford/Stone Arrow	0	88.40	6	87.44	88.40	2
3	208	Dave Rawding	DV Kingston K.C.	0	97.76	0	91.98	91.98	3
4	216	Peter Ambrose	DV Salisbury C C (A)	0	95.61	0	93.60	93.60	4
5	204	Andy Neeve	DV Staff/Stone Festiva	4	101.10	0	97.80	97.80	5
6	210	Dave Bradshaw	DV Manchester C.C.	4	97.84	0	98.28	98.28	6
7	207	Steve Bushnell	DV Essex Slalom Squad	6	101.55	0	98.48	98.48	7
8	205	Sean Hudson	DV Addlestone C.C.	6	100.74	2	97.42	99.42	8
9	214	Nigel Winters	DV Reading Slalom Elite	2	104.09	2	102.58	104.58	9
10	203	David Lindesay	DV Shepperton S C C (B)	4	115.43	2	104.60	106.60	10
11	218	Paul Haugh	DV Shepperton S C C (A)	0	106.68	4	136.60	106.68	11
12	212	Jim McConnachie	DV Mold Trainers	2	108.55	4	119.42	110.55	12
13	220	Stuart Meakins	DV St Albans & Hertsmer	0	115.94	0	111.96	111.96	13
14	209	Nigel Midgley	DV Llandysul Paddlers A	0	114.59	4	114.04	114.59	14
15	206	Alan Williams	DV Cheltenham C C	0	116.16	0	118.39	116.16	15
16	202	Jim Coombs	DV Salisbury C C (B)	4	114.18	0	124.08	118.18	16
17	213	David Swift	DV Peterborough	4	123.83	0	128.15	127.83	17
18	217	Allan Dickie	DV Selkirk C.C.	4	124.44	0	131.34	128.44	18
19	215	John Woods	DV Rugby C.C.	4	129.98	0	128.62	128.62	19
20	222	Janet Annettes	DV Viking Kayak Club	8	139.69	8	166.09	147.69	20
21	201	Jeff Davies	DV Llandysul Paddlers B	6	148.56	4	145.46	149.46	21

Slalom Results for Division 1/Prem Cl at 21st Inter Clubs Championships

Pos	Bib	Competitor	Age Club	First		Second		Best	
				Pens	Time	Pens	Time	Total	Pnts
1	246	Dan Goddard	Snr Matlock C.C.	0	82.30	2	85.57	82.30	1
2	241	Robert Turner	Snr Llandysul Paddlers A	0	86.51	0	82.67	82.67	2
3	244	Greg Pitt	J18 Stafford/Stone Arrow	0	87.69	2	84.58	86.58	3
4	245	Joel Crossland	Snr Shepperton S C C (A)	2	90.52	0	90.75	90.75	4
5	240	Geoff Wells	Snr Manchester C.C.	2	91.54	0	91.87	91.87	5
6	242	Dave Royle	DV Staff/Stone Festiva	0	94.50	2	91.78	93.78	6
7	236	Dan Rawding	J16 Kingston K.C.	2	93.32	2	94.49	95.32	7
8	229	Clive Richardson	Snr Rugby C.C.	0	97.86	2	97.32	97.86	8
9	238	Joseph Hubert	J14 Reading Slalom Elite	4	102.96	0	103.92	103.92	9
10	230	Paul Mew	Snr Windsor & Dist C.C.	4	105.32	0	104.54	104.54	10
11	243	Steve Frampton	DV Salisbury C C (A)	4	104.22	2	102.75	104.75	11
12	237	Graham Bourne	DV Viking Kayak Club	0	114.74	2	108.02	110.02	12
13	226	Gareth Farrow	J12 Llandysul Paddlers B	0	115.41	4	120.74	115.41	13
14	233	Sarah Chynoweth	J16 Mold Trainers	2	132.63	2	120.30	122.30	14
15	239	Alice Spencer	J18 Salisbury C C (B)	4	124.28	6	128.06	128.28	15
16	235	Alex Chamberlain	Snr Peterborough	DNF-CAP		0	128.66	128.66	16
17	228	S Hudson	Snr Addlestone C.C.	6	134.12	2	133.89	135.89	NR
18	232	Victoria Malloney	J14 Shepperton S C C (B)	DNF-CAP		4	141.89	145.89	17
19	227	David McCraw	Snr Selkirk C.C.	0	148.90	DNF-CAP		148.90	18
20	234	Paul Ellis	Snr Cheltenham C C	4	177.05	8	183.74	181.05	19
21	231	James Feltham	Snr St Albans & Hertsmer	10	190.12	8	182.29	190.29	20


Slalom Results for Division 1/P Ladies at 21st Inter Clubs Championships

Pos	Bib	Competitor	Age Club	First		Second		Best	
				Pens	Time	Pens	Time	Total	Pnts
1	297	Helen Reeves	Snr Shepperton S C C (A)	2	86.17	0	84.77	84.77	1

14/09/2005

Prepared by Jim and Catharine Croft

Supported by The Environment Agency



Pos	Bib	Competitor	Age Club	First		Second		Best	
				Pens	Time	Pens	Time	Total	Pnts
2	295	Lizzie Neave	J18 Stafford/Stone Arrow	2	85.86	2	84.99	86.99	2
3	296	Nerys Rowlands	Snr Llandysul Paddlers A	0	90.89	0	88.79	88.79	3
4	291	Hannah Bailey	J18 Staff/Stone Festiva	2	91.27	0	90.05	90.05	4
5	292	Anita Bennett	Snr Essex Slalom Squad	0	91.67	0	90.23	90.23	5
6	293	Heather Caesar	Snr Salisbury C C (A)	0	94.91	0	91.10	91.10	6
7	288	Hannah Burgess	J16 Kingston K.C.	0	93.44	2	99.32	93.44	7
8	294	Julie Bright	Snr Matlock C.C.	0	93.45	4	98.36	93.45	8
9	290	Alice Matthews	J18 Mold Trainers	0	96.97		DNS	96.97	9
10	287	Sarah Green	J16 Shepperton S C C (B)	0	98.77	2	101.27	98.77	10
11	285	Janine Dickie	J16 Selkirk C.C.	0	100.13	4	96.28	100.13	11
12	282	Sarah Wells	Snr Rugby C.C.	2	102.44	2	104.18	104.44	12
13	278	Fiona Farrow	J16 Llandysul Paddlers B	0	105.43	4	103.42	105.43	13
14	284	Kay Bradshaw	Snr Manchester C.C.	4	106.46	2	103.70	105.70	14
15	281	Elloise Meakins	J12 St Albans & Hertsmer	0	105.76	4	105.09	105.76	15
16	283	Kate Kent	Snr Peterborough	2	108.60	2	104.72	106.72	16
17	289	Naomi Winters	J18 Reading Slalom Elite	0	108.52	0	108.42	108.42	17
18	286	Hannah Clapham	J14 Salisbury C C (B)	4	118.68	6	117.37	122.68	18
19	280	Angela Williams	Snr Cheltenham C C	4	129.73	2	125.45	127.45	19
20	277	Jennifer Adler	Snr Addlestone C.C.	0	131.68		DNS	131.68	20
21	279	Becky Johns	J14 Viking Kayak Club	2	148.78	4	146.25	150.25	21
22	276	Josie Faulkner	J14 Windsor & Dist C.C.	8	201.83	100	188.15	209.83	22

Slalom Results for Canadian Doubles at 21st Inter Clubs Championships

Pos	Bib	Competitors	Age Club	First		Second		Best	
				Pens	Time	Pens	Time	Total	Pnts
1	321	J.Roden/A.Roden	Snr Stafford/Stone Arrow	0	89.80	2	89.48	89.80	1
2	318	G.Walling/T.Walling	Snr Shepperton S C C (A)	0	103.55	0	101.52	101.52	2
3	310	S.Hesford/T.Carlisle	Snr Manchester C.C.	4	104.04	0	106.29	106.29	3
4	308	A.Davies/S.Rudkin	Snr Kingston K.C.	2	105.57	4	108.72	107.57	4
5	314	I.Masters/R.Moore	Snr Reading Slalom Elite	2	123.42	0	108.88	108.88	5
6	312	M.Tatchell/G.Tatchell	J14 Mold Trainers	0	109.87	8	105.35	109.87	6
7	311	T.Pearson/K.Bright	Snr Matlock C.C.	4	112.65	56	125.91	116.65	7
8	304	C.Kimberley/R.Downes	Snr Staff/Stone Festiva	8	119.39	6	112.48	118.48	8
9	315	C.James/D.Woods	Snr Rugby C.C.	0	118.78	2	125.67	118.78	9
10	316	E.Clapham/H.Brooks	J18 Salisbury C C (A)	2	118.78	4	118.55	120.78	10
11	309	M.Darwell/G.Cox	Snr Llandysul Paddlers A	8	116.12	54	114.70	124.12	11
12	320	Z.Pillinger/C.Cresser	Snr St Albans & Hertsmer	8	122.09	6	119.83	125.83	12
13	313	C.Woodgate/D.Cowan	DV Peterborough	0	131.45	4	135.84	131.45	13
14	322	A.Buckingham/D.Buckingham	J16 Viking Kayak Club	56	146.69	4	138.82	142.82	14
15	303	D.Lindesay/S.Hayes	Snr Shepperton S C C (B)	4	152.82	4	150.41	154.41	15
16	302	D.Creese/H.Labouchere	J18 Salisbury C C (B)	8	165.34		DNF-CAP	173.34	16
17	306	A.Williams/S.Clark	Snr Cheltenham C C	8	170.38	8	169.19	177.19	17
18	305	J.Spurrell/K.Hudson	Snr Addlestone C.C.	56	186.50	14	181.16	195.16	18
19	317	J.McPherson/J.Grieve	Snr Selkirk C.C.	8	197.77	56	206.69	205.77	19
20	301	J.Davies/G.Simms	Snr Llandysul Paddlers B	112	156.63	64	158.83	222.83	20


Slalom Results for Premier & Div1 Teams at 21st Inter Clubs Championships

Pos	Bib	Competitor	Age Club	First		Second		Best	
				Pens	Time	Pens	Time	Total	Pnts
1	17	Mugford/Mugford/Rendall	Snr Shepperton S C C (A)	0	96.22	2	101.29	96.22	1
2	20	Neave/Vasey/Moore	Snr Stafford/Stone Arrow	2	95.30	2	94.46	96.46	2
3	12	Morris/Bailey/Brady	Snr Staff/Stone Festiva	2	96.00	0	99.00	98.00	3
4	21	Hadfield/Hitchen/Tonks	Snr Matlock C.C.	0	101.82	2	101.97	101.82	4
5	14	Cresser/Burt/Webb	Snr St Albans & Hertsmer	8	99.28	2	100.52	102.52	5
6	11	Norman/Mosley/Coombs	Snr Salisbury C C (A)	2	104.48	4	116.90	106.48	6
7	19	Cardy/Jones/Knibb	Snr Kingston K.C.	2	107.92	2	104.72	106.72	7
8	7	Smith/Warren/Franklin	Snr Shepperton S C C (B)	2	110.95	0	106.74	106.74	8
9	18	Stott/Simpson/Dodson	Snr Viking Kayak Club	4	104.44	6	105.61	108.44	9
10	16	Paxton/Power/Walker	Snr Llandysul Paddlers A	4	110.33	2	108.00	110.00	10
11	15	Stevenson/Dack/Howcroft	Snr Manchester C.C.	4	107.17	10	103.07	111.17	11
12	9	Elmitt/Wakeling/Jones	Snr Mold Trainers	6	105.97	10	107.27	111.97	12
13	13	Haynes/Lawday/Buggy	Snr Reading Slalom Elite	6	123.95	4	119.13	123.13	13
14	10	Richards/Farrow/Walker	Snr Llandysul Paddlers B	10	114.49		DNS	124.49	14
15	6	Caesar/Lewis/Brooks	Snr Salisbury C C (B)	8	136.44	14	136.67	144.44	15
16	5	Pettit/Doggett/Chamberlain	Snr Peterborough	22	166.43	30	166.88	188.43	16
17	8	Wells/Holloway/Asplin	Snr Rugby C.C.	6	218.07	62	178.78	224.07	17
18	3	Riddell/Grieve/McPherson	Snr Selkirk C.C.	26	215.99	18	206.18	224.18	18
19	1	Hudson/Stapler/Spurrell	Snr Addlestone C.C.	168	238.80	18	208.39	226.39	19
20	22	Bennett/Birtles/Saville	Snr Essex Slalom Squad	114	166.96	166	168.38	280.96	20

14/09/2005

Prepared by Jim and Catharine Croft

Supported by The Environment Agency





Pos	Bib	Competitor	Age	Club	First	Second		Best		
					Pens	Time	Pens	Time	Total	Pnts
21	4	Wiltshire/Bishop/Heather		Snr Cheltenham C C	126	209.76	126	214.14	335.76	21

14/09/2005

Prepared by Jim and Catharine Croft

Supported by Environment Agency

### 21st Inter Clubs National Championships 2005 - Club Rankings

Classes ->	2/3/V T	Ladies T	Can T	D1 M	P Men B	P Men A	D3 M	D3 L	D2 M	D2 L	D2/4 C1	Vet M	D1/P C1	D1/P L	C2	D1/P T	TOTAL
Staff & Stone Arrowcra	5	15	1	1	2	5	14	16	6	1	1	2	3	2	1	2	77
Matlock CC	1	5	7	13	1	8	6	6	2	8	8	1	1	8	7	4	86
Reading Slalom Elite	2	1	8	2	18	2	4	1	5	2	14	9	9	17	5	13	112
Kingston KC	4	9	4	11	15	4	1	7	9	14	7	3	7	7	4	7	113
Staff & Stone Festival	6	12	8	4	4	11	9	9	16	5	5	5	6	4	8	3	113
Shepperton SCC (A)	11	17	2	7	6	9	2	20	17	3	2	11	4	1	2	1	115
Llandysul Paddlers (A)	12	2	5	16	5	1	17	3	8	6	16	14	2	3	11	10	131
Manchester CC	10	6	3	10	12	6	13	13	13	15	4	6	5	14	3	11	144
Salisbury CC (A)	17	14	12	9	9	10	11	18	1	10	10	4	11	6	10	6	158
Viking KC	8	8	13	6	10	3	12	8	12	4	6	20	12	21	14	9	166
Mold Trainers	9	7	9	14	7	7	16	4	15	17	11	12	14	9	6	12	169
St Albans & Hertsmere	18	3	18	12	3	12	7	11	4	11	15	13	20	15	12	5	179
Llandysul Paddlers (B)	16	4	17	8	14	14	5	5	18	16	3	21	13	13	20	14	201
Peterborough	7	13	10	3	19	19	10	14	10	18	9	17	16	16	13	16	210
Rugby CC	21	10	11	20	8	15	21	10	7	9	17	19	8	12	9	17	214
Shepperton SCC (B)	19	18	14	5	13	13	19	22	14	12	12	10	17	10	15	8	221
Addlestone CC	3	16	21	21	17	18	3	2	3	19	22	8	22	20	18	19	232
Salisbury CC (B)	20	19	15	15	16	17	20	19	11	13	19	16	15	18	16	15	264
Cheltenham CC	14	11	16	16	20	20	15	17	20	7	18	15	19	19	17	21	267
Essex Slalom Squad	13	21	21	19	23	22	8	22	19	21	13	7	22	5	22	20	278
Seikirk CC	15	21	20	17	21	16	18	12	21	21	20	18	18	11	19	18	286
Windsor & District CC	22	21	21	23	11	22	22	15	22	21	22	23	10	22	22	23	322

“Canoeing and Kayaking are “Assumed risk” – “Water contact sports” that may carry attendant risks. Participants should be aware of and accept these risks, and be responsible for their own action and involvement”.

